



Waratah- Wynyard Council

2000 election report

Table of contents

- Local Government Elections in Tasmania
- Report on the 2000 Waratah-Wynyard Council Election
- List of Councillors following the 2000 elections
- Councillor results
- Mayor & Deputy Mayor results
- Recount results

Local Government Elections in Tasmania

Every second (even) year elections are held in all 29 councils for the positions of mayor and deputy mayor and half the councillor positions. Where required, by-elections are held concurrently for vacancies that have occurred since the last elections.

The Tasmanian Electoral Office (TEO) supervises the conduct of elections in accordance with the *Local Government Act 1993*. Elections by postal ballot have been held in 1994, 1996, 1999 (deferred from 1998) and 2000, with the next elections due in October 2002.

Following recent changes to the Act, mayors and deputy mayors were elected directly by the electors in each municipal area for the first time in 2000.

Candidate information booklets and complete election results for the state are available from the TEO and are posted on the TEO website www.electoral.tas.gov.au.

2000 Election timetable

Notice of election published	Saturday 16 September
Electoral rolls closed	6 pm Thursday 21 September
Nomination period	25 September— 12 noon on 4 October
Nominations closed	12 noon Wednesday 4 October
Nominations announced & draw for ballot paper positions	12 noon Thursday 5 October
Ballot material delivered to electors	17–20 October
Polling period	17–31 October
Close of poll	10 am Tuesday 31 October

Casual vacancies

Casual vacancies are filled by recount where possible, unless the vacancy occurs within 6 months of a forthcoming election. Only unelected candidates from the relevant election may contest a recount. A candidate elected at a recount serves until the next council election. If a recount is not possible, a by-election is held—with the candidate elected to serve for the remainder of the term of office of the original councillor.

Elector polls

A council may hold an elector poll on any issue it determines. It may also be required to hold an elector poll following petitions from electors in accordance with Part 6 of the Act. A council is not bound by the result of an elector poll.

Electoral system

Voting in Tasmanian local government elections is not compulsory.

Elections for councillor positions are conducted using a system modelled on the Hare-Clark method of proportional representation used in Tasmanian House of Assembly elections.

Mayoral and deputy mayoral elections use a preferential system similar to that used for Tasmanian Legislative Council and Federal House of Representatives elections.

Report on the 2000 Waratah-Wynyard Council Election

Elections were held for the positions of Mayor and Deputy Mayor for 2 year terms and 5 Councillors for 4 year terms.

9484 Waratah-Wynyard electors were enrolled for the 2000 elections, comprising 9257 (97.60%) from the State House of Assembly roll and 227 (2.39%) from the General Manager's roll.

62.32% of Waratah-Wynyard electors returned their ballot papers in comparison with 57.78% statewide.

Recount

One recount was held between the 1999 and 2000 elections. Councillor Geoff Allen resigned from the Waratah-Wynyard Council on 13 October 2000. Three unelected candidates from the 1999 Waratah-Wynyard election consented to contest the recount. The recount took place at noon Wednesday 15 November 2000. Full details are provided on the back page.

Candidates at the 2000 elections

Mayor

★ CHALK, Roger G Flowerdale
FENTON, Malcolm Ian* Wynyard

Deputy Mayor

BESWICK, Andrew Murray* South Burnie
★ HYLAND, Kevin Calder
MOORE, David Somerset

★ denotes elected candidate
* denotes seeking re-election

Councillors

AITKEN, Trent Wynyard
DE VITO, Evelyn M Preolenna
DIBLEY, Colleen Preolenna
EVANS, Pamela Joy Wynyard
★ FAIRBROTHER, Darren* Boat Harbour
★ FENTON, Malcolm Ian* Wynyard
★ FRENCH, W A (Bill) * Mount Hicks
★ MOORE, David Somerset
RANSLEY, A Francis* Wynyard
ROSSER, Brenda J Calder
★ RUSHWORTH, Denise Jane* Yolla
WARRINER, Simon Somerset
WRIGHT, Steve Sisters Beach

Waratah-Wynyard Councillors following the 2000 elections

Mayor

term ends 2002
CHALK Roger G

Deputy Mayor

term ends 2002
HYLAND Kevin

10 Councillors

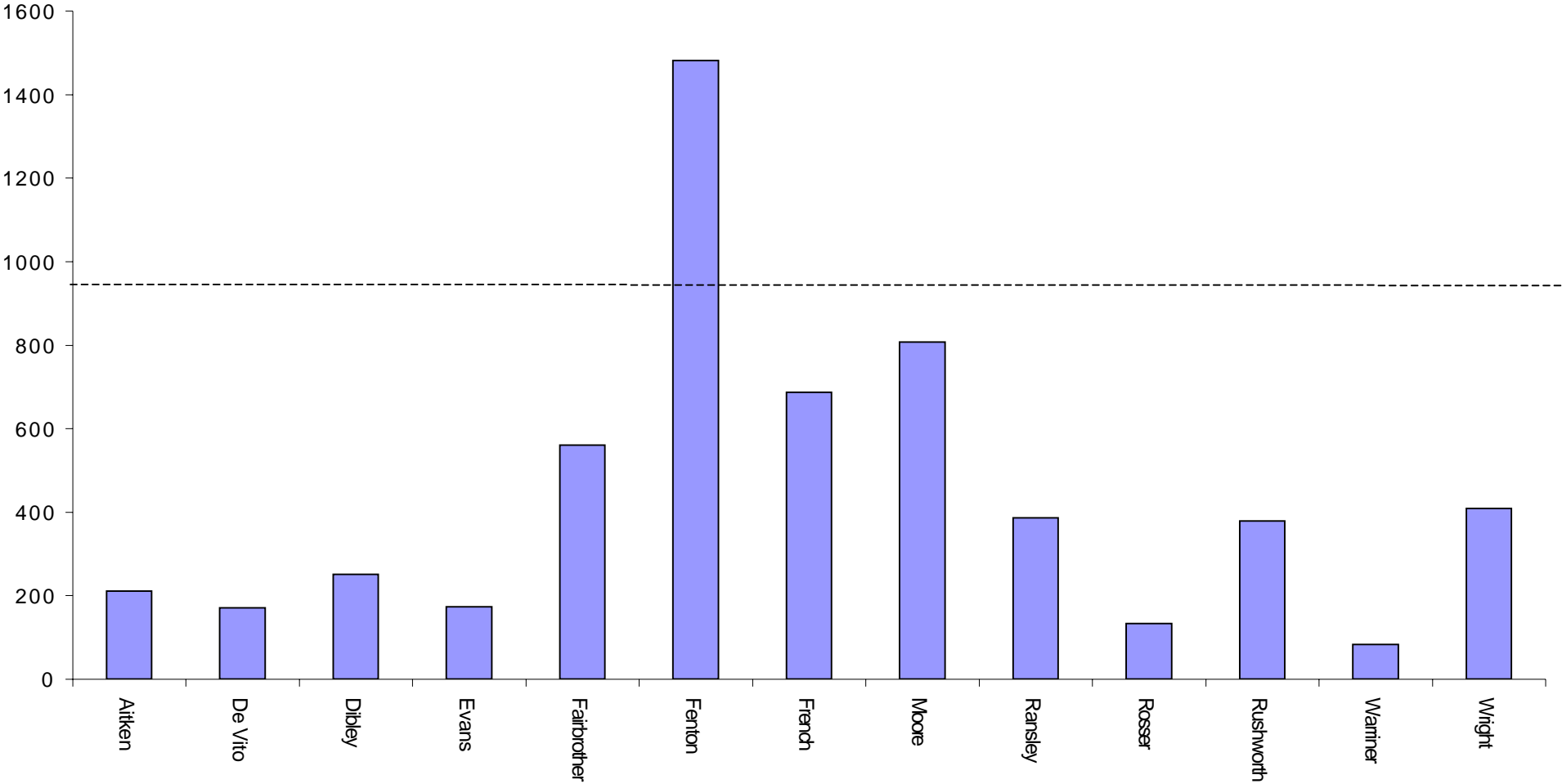
term ends 2004
FENTON Malcolm Ian
MOORE David
FRENCH W A (Bill)

FAIRBROTHER Darren
RUSHWORTH Denise Jane

term ends 2002
ALLEN Geoff
CHALK Roger G
HYLAND Kevin
BESWICK Andrew Murray
BRAMICH Gary

Note— Councillor Geoff Allen resigned on 13 October 2000 and was replaced by Sue Walsh at a recount. Councillor Andrew Beswick resigned on 24 January 2001 and was replaced by Dorothy Calvert at a recount.

Waratah-Wynyard Council - 2000 Councillor first preferences



Councillor distribution of preferences

Waratah-Wynyard Council

Polling closed at 10 am Tuesday 31 October 2000

Number to be elected : 5

Returning Officer : Mr Julian Type

Electors enrolled : 9 484

Declarations returned : 5 911

Response 62.32%

Declarations rejected : 86

Declarations admitted : 5 825

Rejection rate : 1.45%

Ballot paper adjustment : 4

Total ballot papers : 5 821

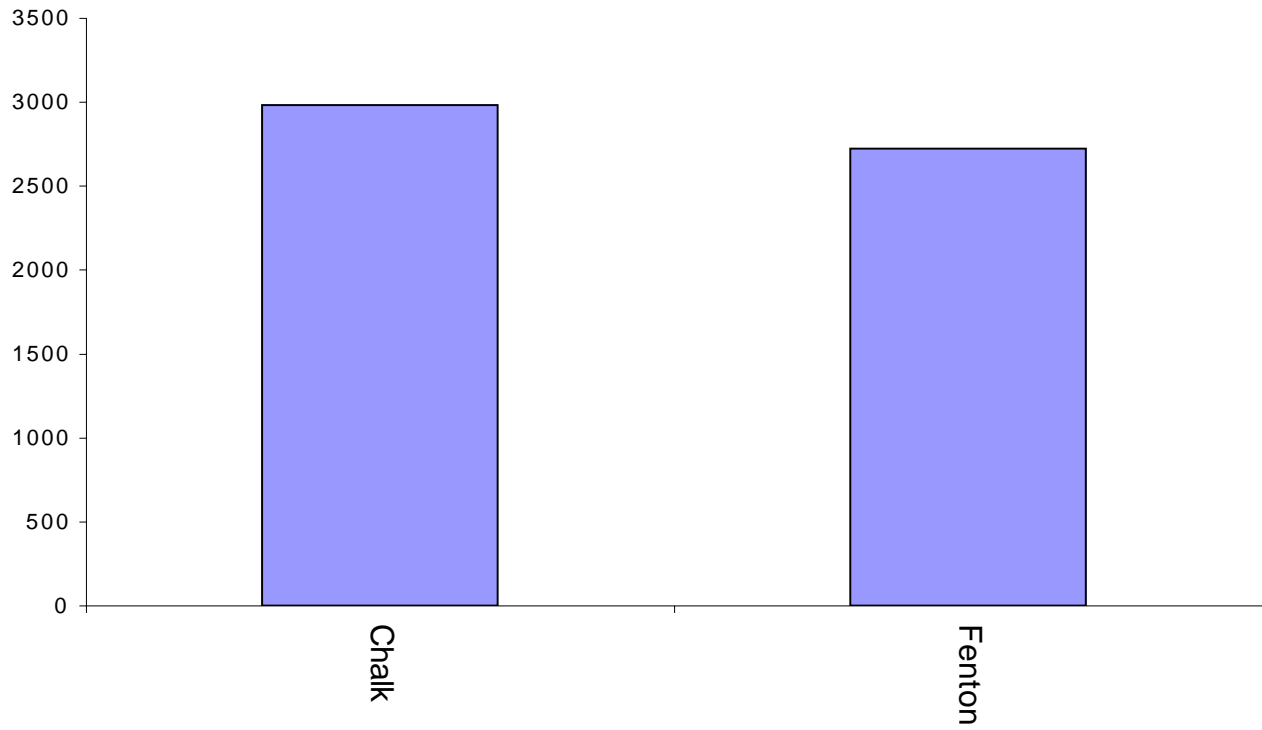
Formal votes : 5 729

Informal ballot papers : 92

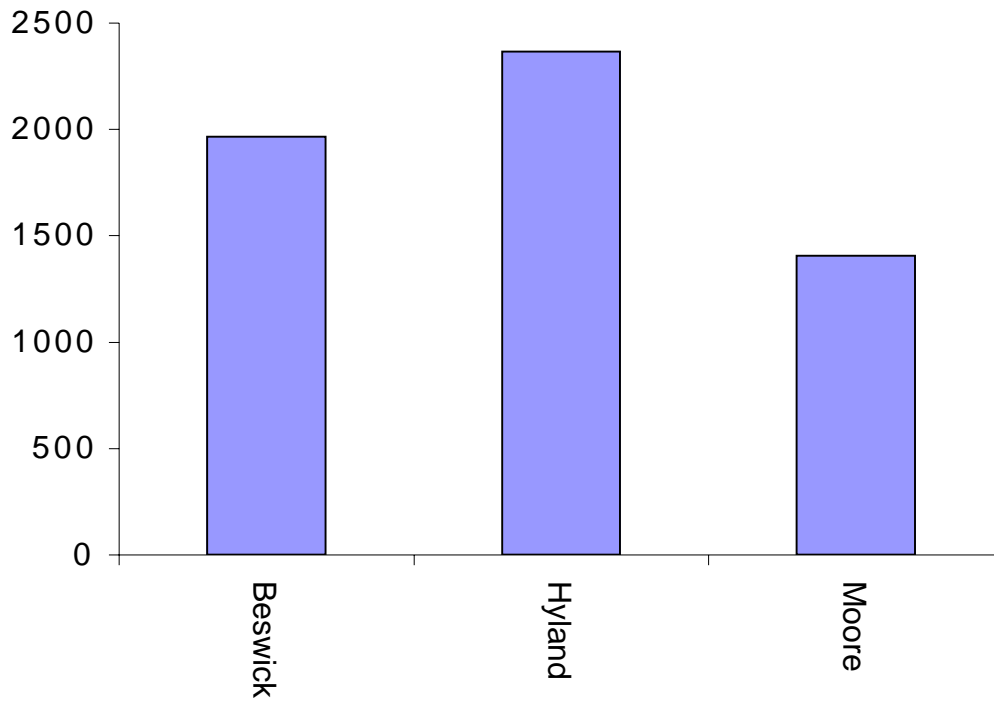
Informality rate : 1.58%

		CANDIDATES												Quota = 955				
		AITKEN	DE VITO	DIBLEY	EVANS	FAIRBROTHER	FENTON	FRENCH	MOORE	RANSLEY	ROSSER	RUSHWORTH	WARRINER	WRIGHT	Exhausted	Loss (Gain) by Fraction	Total Votes	Remarks
Count 1	Total	211.00	170.00	250.00	173.00	560.00	1 481.00	687.00	807.00	386.00	133.00	379.00	83.00	409.00			5 729.00	FENTON elected 1
Count 2	Votes transferred	17.04	7.81	11.72	13.49	89.50	- 526.00	110.10	101.93	93.76	6.39	33.03	3.90	37.29		0.04		FENTON's surplus distributed
	Progress totals	228.04	177.81	261.72	186.49	649.50	955.00	797.10	908.93	479.76	139.39	412.03	86.90	446.29		0.04	5 729.00	
Counts 3 to 4	Votes transferred	11.00	10.77	3.00	4.35	9.35		6.35	2.00	10.35	10.00	12.35	- 86.90	7.35		0.03		WARRINER excluded
	Progress totals	239.04	188.58	264.72	190.84	658.85	955.00	803.45	910.93	490.11	149.39	424.38	0.00	453.64		0.07	5 729.00	
Counts 5 to 6	Votes transferred	10.00	36.00	28.42	30.13	8.06		5.35	8.35	2.00	- 149.39	17.06		4.00		0.02		ROSSER excluded
	Progress totals	249.04	224.58	293.14	220.97	666.91	955.00	808.80	919.28	492.11	0.00	441.44		457.64		0.09	5 729.00	
Counts 7 to 8	Votes transferred	15.77	36.77	36.42	- 220.97	15.42		20.06	12.35	14.19		47.19		22.77		0.03		EVANS excluded
	Progress totals	264.81	261.35	329.56	0.00	682.33	955.00	828.86	931.63	506.30		488.63		480.41		0.12	5 729.00	
Count 9 to 10	Votes transferred	18.06	- 261.35	120.13		19.42		5.71	9.42	20.77		48.42		19.42		0.00		DE VITO excluded
	Progress totals	282.87	0.00	449.69		701.75	955.00	834.57	941.05	527.07		537.05		499.83		0.12	5 729.00	
Count 11	Votes transferred	- 263.00		37.00		52.00		33.00	41.00	18.00		38.00		43.00	1.00	0.00		AITKEN part excluded
	Progress totals	19.87		486.69		753.75	955.00	867.57	982.05	545.07		575.05		542.83	1.00	0.12	5 729.00	MOORE elected 2
Count 12	Votes transferred	- 19.87		1.42		6.03		5.32		2.48		2.13		2.48	0.00	0.01		AITKEN fully excluded
	Progress totals	0.00		488.11		759.78	955.00	872.89	982.05	547.55		577.18		545.31	1.00	0.13	5 729.00	
Count 13	Votes transferred			4.61		7.91		4.61	- 27.05	3.95		2.63		3.29	0.00	0.05		MOORE's surplus distributed
	Progress totals			492.72		767.69	955.00	877.50	955.00	551.50		579.81		548.60	1.00	0.18	5 729.00	
Counts 14 to 16	Votes transferred			- 492.72		83.55		37.45		41.49		193.50		116.32	20.36	0.05		DIBLEY excluded
	Progress totals			0.00		851.24	955.00	914.95	955.00	592.99		773.31		664.92	21.36	0.23	5 729.00	
Count 17	Votes transferred					138.00		147.00		- 484.00		90.00		103.00	6.00	0.00		RANSLEY part excluded
	Progress totals					989.24	955.00	1 061.95	955.00	108.99		863.31		767.92	27.36	0.23	5 729.00	FRENCH elected 3, FAIRBROTHER elected 4
Counts. 18 to 19	Votes transferred									- 108.99		48.54		49.51	10.94	0.00		RANSLEY fully excluded
	Progress totals					989.24	955.00	1 061.95	955.00	0.00		911.85		817.43	38.30	0.23	5 729.00	
Count 20	Votes transferred							- 106.95				37.83		55.29	13.82	0.01		FRENCH's surplus distributed
	Progress totals					989.24	955.00	955.00	955.00			949.68		872.72	52.12	0.24	5 729.00	
Count 21	Votes transferred					- 34.24						15.87		11.90	6.45	0.02		FAIRBROTHER's surplus distributed
	Progress totals					955.00	955.00	955.00	955.00			965.55		884.62	58.57	0.26	5 729.00	RUSHWORTH elected 5

Waratah-Wynyard Council - 2000 Mayor first preferences



Waratah-Wynyard Council - 2000 Deputy Mayor first preferences



Waratah Wynyard Council

Polling closed at 10 am Tuesday 31 October 2000

Returning Officer : Mr Julian Type

Electors enrolled : 9 484

Declarations returned : 5 911

Response 62.32%

Mayor

Ballot paper adjustment : 5

Total ballot papers : 5 820

Formal votes : 5 706

Informal ballot papers : 114

Informality Rate : 1.95%

		CANDIDATES		Total Votes	Remarks
		Chalk	Fenton		
Count 1	Total	2 982	2 724	5 706	Chalk Elected

Deputy Mayor

Ballot paper adjustment : 5

Total ballot papers : 5 820

Formal votes : 5 734

Informal ballot papers : 86

Informality Rate : 1.47%

		CANDIDATES			Exhausted Votes	Total Votes	Remarks
		Beswick	Hyland	Moore			
Count 1	Total	1 963	2 366	1 405		5 734	
Count 2	Votes transferred	539	715	-1 405	151		Moore excluded
	Progress totals	2 502	3 081	0	151	5 734	Hyland Elected

Waratah-Wynyard Council recount

Recount due to the resignation of Councillor **Geoff Allen**

Recount conducted at noon Wednesday 15 November 2000

Ballot Papers multiplied by 100

	CANDIDATES							
	CALVERT Dorothy	PFUND Jan	WALSH Sue	Exhausted Votes	Lost by fraction	Total Votes	Absolute majority	Remarks
Counts 1 to 6	34 003	11 301	47 673	1 152	5	94 134	46 489	Walsh elected